

CIRP 2001 Freshman Survey

Selected Findings

Nearly 1,150 Emory first-time freshmen responded to the fall 2001 national UCLA Cooperative Institutional Research Program (CIRP) survey of freshmen. The table below compares Emory freshmen to those at similar highly selective private universities. There is also a comparison to responses of 1991 Emory freshmen. We chose to highlight the following areas of comparison: student background characteristics, college choice, college plans, career plans and political views.

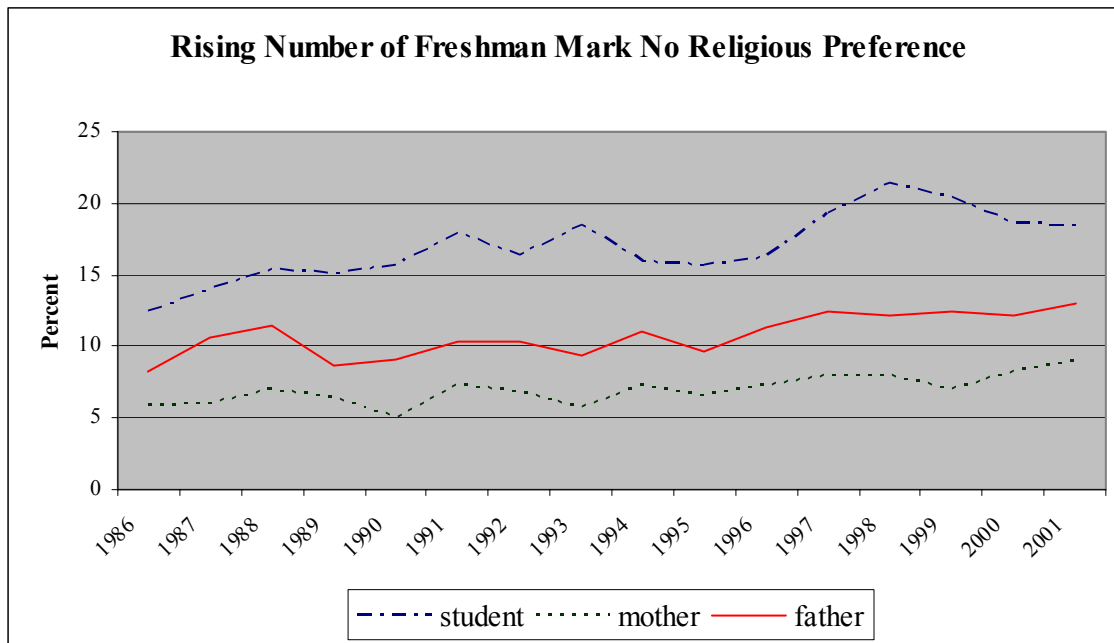
Some of the more interesting comparisons reveal:

- Compared to freshmen at other highly selective universities, Emory freshmen are less likely to consider getting a job to help pay for expenses. Thirty four percent of Emory freshmen reported an estimated parental income over \$200,000. This compares to only 25 percent of freshmen at other highly selective universities. Also of note is that the parents of Emory freshmen are more likely to have graduate degrees than those of other highly selective universities (fathers – 62 percent vs. 55 percent; mothers – 42 percent vs. 38 percent). The number of Emory freshman with mothers that earned a graduate degree has increased by 10 percent from 1991 to 2001 (32 percent to 42 percent).

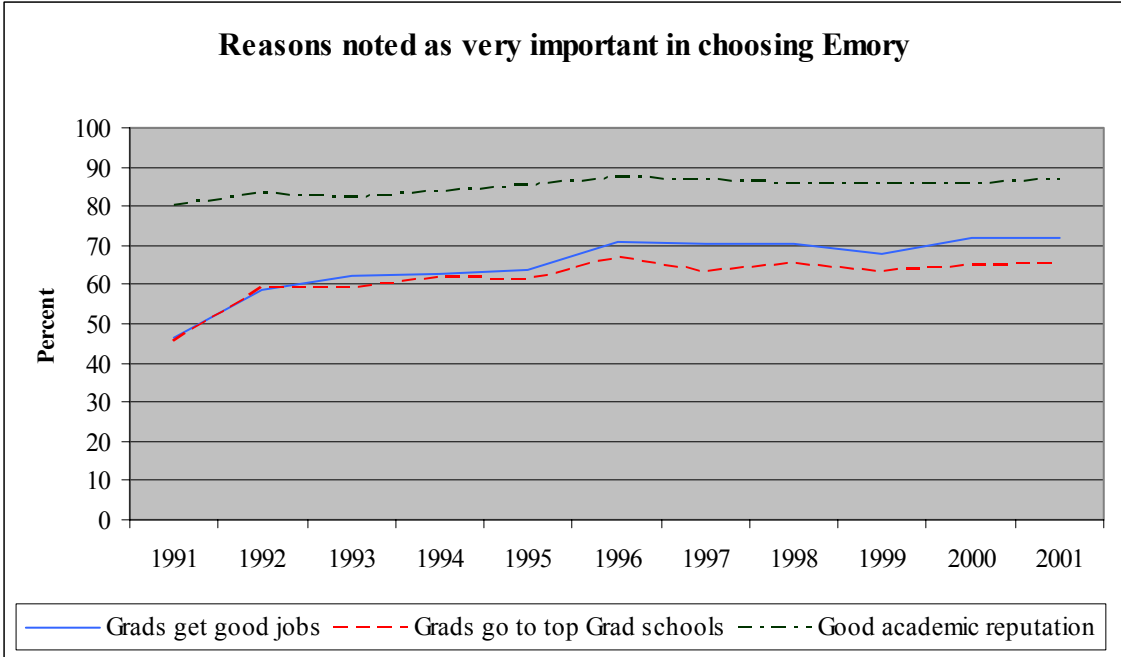
- Emory freshmen are more likely than freshmen at other highly selective universities to aspire to a professional degree than a Ph.D. For example, 24 percent of Emory freshmen intend to earn a MD, DO, DDS, DVM compared to just 19 percent at other highly selective universities; 15 percent intend to earn a LLB or JD compared to 11 percent. Only 25 percent intend to earn a Ph.D. or Ed.D, compared to 28 percent at other highly selective universities.

- Compared to 1991, fewer Emory freshmen intend to become a physician (20 percent vs. 25 percent). At the same time, there seems to be an increase among those who plan a business career (17 percent vs. 12 percent).

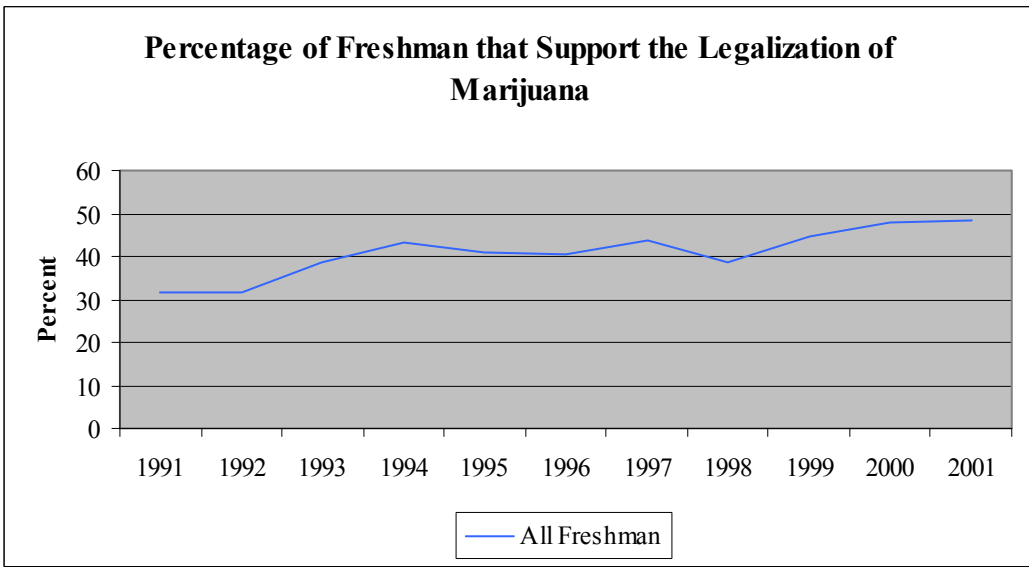
- A national trend that is also a rising trend at Emory is that students, as well as their parents, are less likely to affiliate themselves with a religion. The graph below shows the increases from 1986 when only 12.4 percent of the students stated that they had no religious preference to 2001 where that number has increased to 18.5 percent. The corresponding percentage at other highly selective universities is even higher; 22.3 percent of the students indicate no religious preference.



- Emory freshmen were more likely to choose their school because of its size (49 percent) than were freshmen at other highly selective universities (39 percent). Emory freshmen are also more likely to live more than 500 miles from the university than freshmen at other highly selective universities (63 vs. 50 percent).
- Emory's national reputation has improved over the past ten years. Seventy-two percent of the freshman in 2001 chose Emory because they believed the graduates get good jobs, while a decade ago only 47 percent of the freshman listed this as an important reason to attend Emory. This change is also evident when the freshmen noted choosing Emory because it has a good academic reputation (an increase from 80 percent to 87 percent) and that graduates go to top graduate schools (an increase from 46 percent to 66 percent). The graph below displays these trends.



- Emory freshmen are more likely to have liberal political views (46 percent) than freshmen at other highly selective universities (39 percent). For example, 78 percent of Emory freshmen believe that abortion should be legal compared to just 66 percent of freshmen at other highly selective universities.
- Forty-eight percent of Emory freshmen believe that marijuana should be legalized. This is a significant increase from 1991 when only 32 percent of the freshmen felt this way (see graph below). Fifty percent of the freshmen characterize their political views as liberal or far left, which is an 8 percent increase from ten years ago.



The table below shows more comparisons of 2001 Emory freshman with freshmen at other highly selective universities and with 1991 Emory freshman.

Background Characteristics	Emory Freshmen 2001 (%)	Highly Selective Peer Universities (%)	Emory Freshmen 1991 (%)
Lives more than 500 miles from University	63	50	66
Parental income over \$200,000	34	25	31
No concern about financing education	50	43	39 (1992)*
Father has a graduate degree	62	55	54
Mother has a graduate degree	42	38	32
Mother is a full-time homemaker	14	17	14
College Choice			
This school was the students first choice	63	69	60
Applied only to this institution	14	13	12
Applied to six or more institutions	33	43	37
Reasons noted as very important in selecting this university			
Good academic reputation	87	88	80
Graduates get good jobs	72	71	47
Graduates go to top grad schools	66	61	46
Size of college	49	39	NA*
Ranking in national magazines	41	34	NA*
Good social reputation	34	31	24
College Plans			
Join a sorority or fraternity	21	10	32
Make at least a B average	72	71	59
Get a job to help pay for expenses	27	40	32
Will be satisfied with their college	58	70	56
Career Plans			
Intends to become a physician	20	15	25
Intends to become a business executive	17	10	12
Intends to become a lawyer	10	8	16
Intends to become a scientific researcher	4	5	2
Intends to earn a PhD or EdD	25	28	20
Intends to earn a MD, DO, DDS, DVM	24	19	30
Intends to earn a LLB or JD	15	11	15
Political Views			
Has liberal views	46	39	40
Colleges should prohibit racist/sexist speech on campus	67	52	NA*
Abolish capital punishment	39	46	29
Abortion should be legal	78	66	84
Marijuana should be legal	48	42	32

*This question was not asked in 1991.