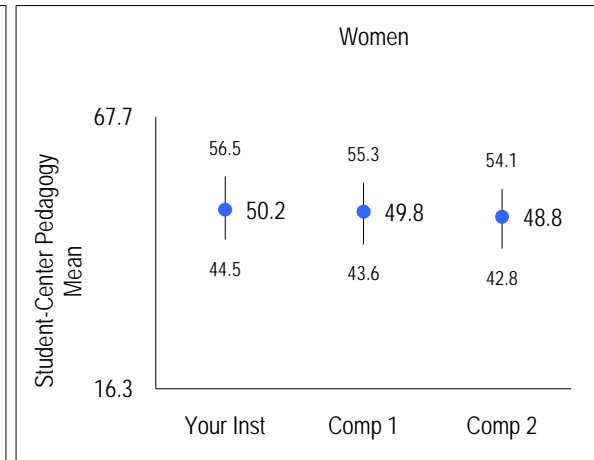
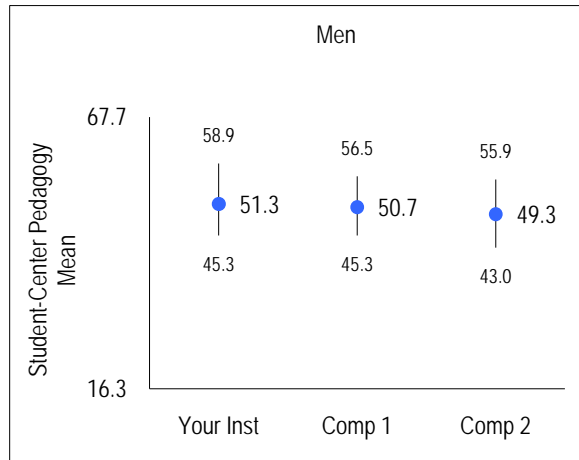
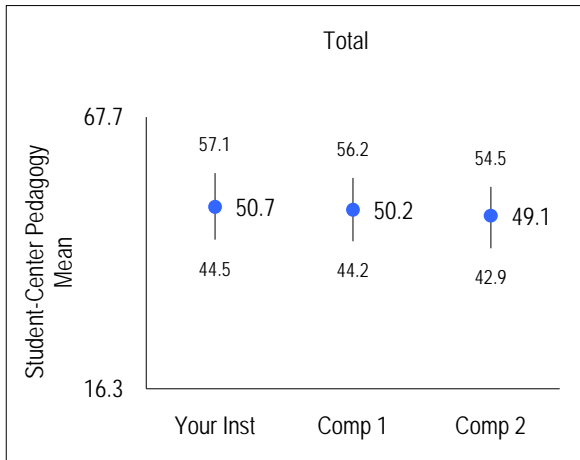




Student-Center Pedagogy – a unified measure of how often faculty use student-centered pedagogy in teaching

Whatsamatta University	Total			Men			Women		
	Your Inst	Comp 1	Comp 2	Your Inst	Comp 1	Comp 2	Your Inst	Comp 1	Comp 2
Total (n)	198	14,341	27,247	93	6,021	11,602	105	8,320	15,645
Mean	50.7	50.2	49.1	51.3	50.7	49.3	50.2	49.8	48.8
Standard Deviation	8.79	8.49	8.87	9.20	8.67	9.04	8.43	8.33	8.72
Significance	-	-	**	-	-	*	-	-	-
Effect Size	-	0.06	0.19	-	0.07	0.21	-	0.05	0.16
25th percentile	44.5	44.2	42.9	45.3	45.3	43.0	44.5	43.6	42.8
75th percentile	57.1	56.2	54.5	58.9	56.5	55.9	56.5	55.3	54.1

Note: Significance \* p<.05, \*\* p<.01, \*\*\* p<.001



**Survey items and estimation 'weights':**

*In how many of the courses that you teach do you use each of the following?*

Evaluation Methods:

*Student presentations (2.29)*

*Student evaluations of each others' work (0.96)*

Instructional Techniques/Methods:

*Class discussions (1.97)*

*Cooperative learning - small groups (1.89)*

*Experiential learning/Field studies (1.70)*

*Group projects (1.38)*

*Student-selected topics for course content (1.32)*

*Reflective writing/journaling (1.30)*

*Community service as part of coursework (1.28)*

*Using student inquiry to drive learning (1.08)*